



Icon in South Beach

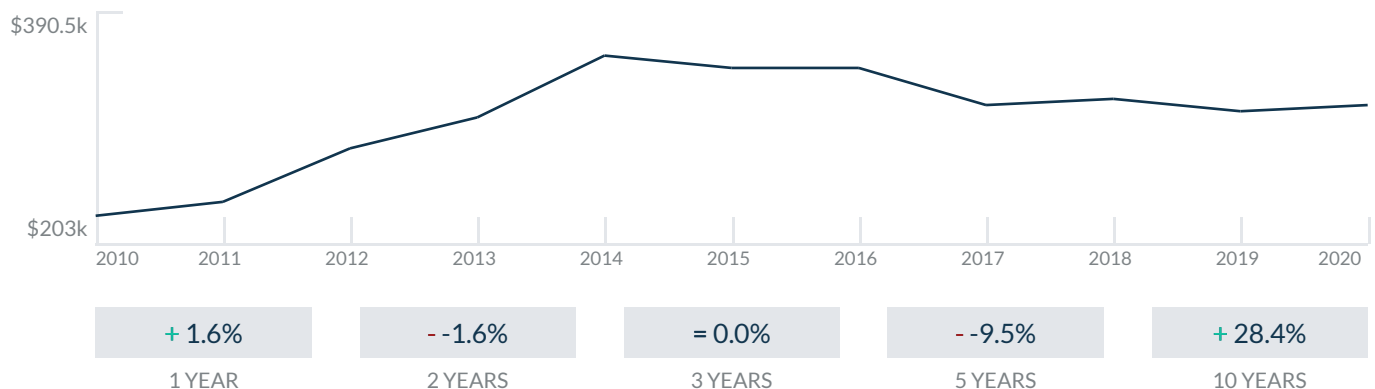
450 Alton Road
Miami Beach, FL 33139

Every month we compile this comprehensive market report focus on Icon in South Beach in this convenient and easy to read format. Our datas comes from more than six different sources including MLS Associations, County Offices and Financial Institutions. Get this report for free every month on our website iconsouthbeachcondosforsale.com.

Property Stats

POSTAL CODE 33139

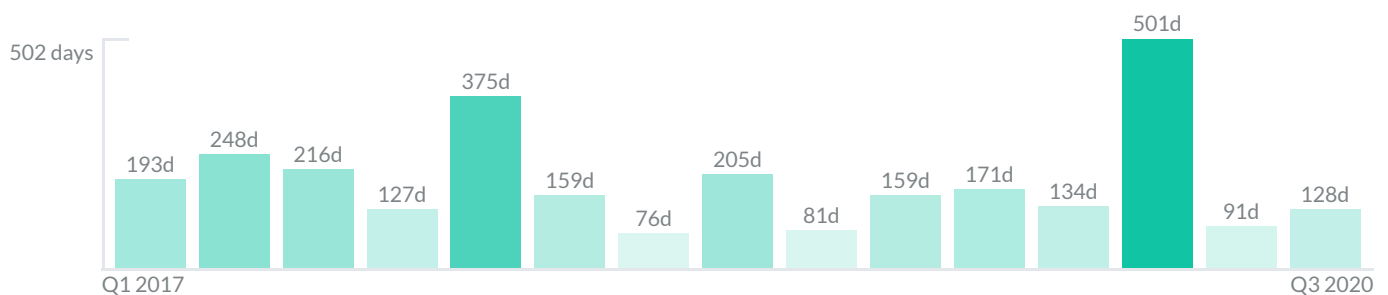
The property stats graph represents the median price evolution since ten years in your postal code area.



Similar Properties

DAYS ON THE MARKET

Everyday 3 months we monitor how many days it takes for similar properties to be sold. This is also a good indicator to know when to buy or sale!

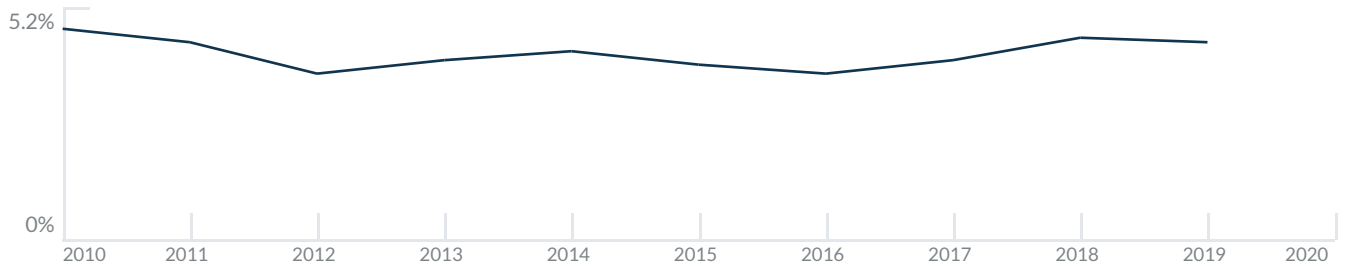


Mortgage Rates

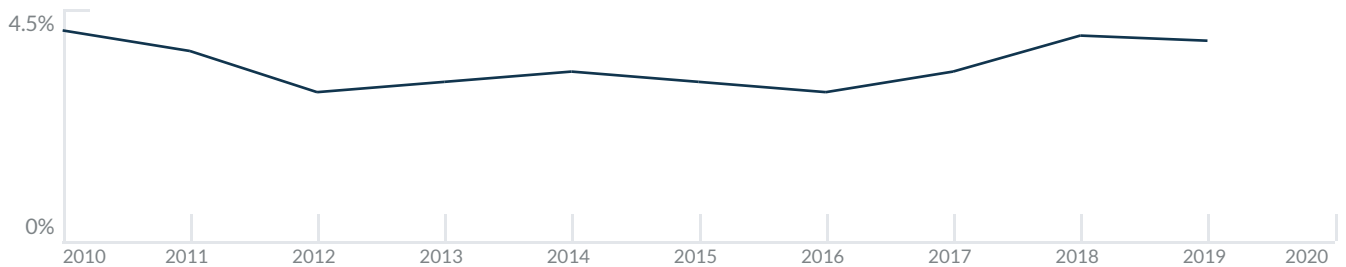
PER YEAR

Understanding mortgage economics is important when you want to buy with a loan. Below is the historical yearly average mortgage rates in the Unites States retrieved from Freddie Mac©

30 YEARS FIXED 4.4%



15 YEARS FIXED 3.9%



5/1-YEAR ADJUSTABLE 3.9%



Schools

CLOSEST

Having good schools nearby is important if you have kids or plan to rent or sell your home. Ratings are retrieved from the leading independent and nonprofit GreatSchools©

ELEMENTARY SCHOOL	MIDDLE SCHOOL	HIGH SCHOOL
School For Advanced Studies-Wolfeboro	Aspira Eugenio Maria De Hostos Youth Leadership Charter School	MS Academy
10/10	1/10	10/10

Insights

IN ICON IN SOUTH BEACH

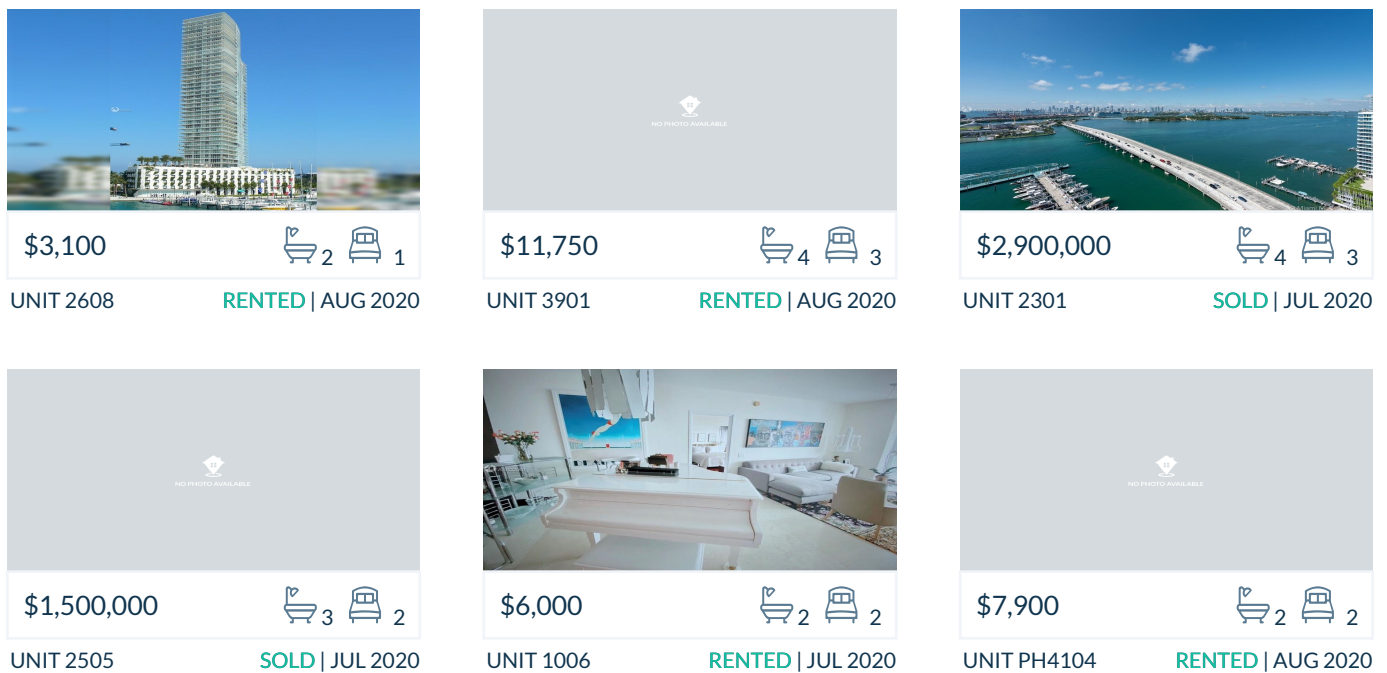
Below the average listing prices of available unit per property type.



Activity

SOLD OR RENTED

Below the latest transactions reported by the local MLS Association for Icon in South Beach



Sold

LAST 20 PROPERTIES SOLD IN ICON IN SOUTH BEACH

Unit	Price	Beds/Baths	\$/Sqft	Sqft	Buying Date	Days on Market
2301	\$2,900,000	3/4	\$1,352.0	2,145	Jul 2020	238
2505	\$1,500,000	2/3	\$857.1	1,750	Jul 2020	18
2502	\$1,950,000	2/3	\$1,008.8	1,933	May 2020	108
1503-...	\$3,500,000	4/5	\$947.5	3,694	May 2020	18
3902	\$2,998,000	2/3	\$1,551.0	1,933	Apr 2020	118
1106	\$990,000	2/2	\$681.8	1,452	Apr 2020	119
2305	\$1,340,000	2/3	\$765.7	1,750	Mar 2020	501
3005	\$1,395,000	2/3	\$797.1	1,750	Dec 2019	17
1410	\$1,150,000	2/2	\$839.4	1,370	Nov 2019	88
1805	\$1,475,000	2/3	\$842.9	1,750	Oct 2019	298
2803	\$3,200,000	3/3	\$1,482.9	2,158	Sep 2019	304
810	\$1,300,000	2/2	\$948.9	1,370	Sep 2019	37
2906	\$1,095,000	2/2	\$754.1	1,452	Jun 2019	30
604	\$859,900	2/2	\$599.7	1,434	May 2019	288
1904	\$1,195,000	2/2	\$778.0	1,536	Mar 2019	81
1603	\$2,100,000	3/3	\$973.1	2,158	Nov 2018	205
2101	\$3,693,000	3/3	\$1,721.7	2,145	Sep 2018	35
902	\$2,755,000	2/3	\$1,425.2	1,933	Jul 2018	14
1108	\$595,000	1/2	\$699.2	851	Jul 2018	158
3602	\$1,549,999	2/3	\$801.9	1,933	Jul 2018	2

Rented

LAST 20 PROPERTIES RENTED IN ICON IN SOUTH BEACH

Unit	Price	Beds/Baths	\$/Sqft	Sqft	Rented Date	Days on Market
2608	\$3,100	1/2	\$3.6	851	Aug 2020	74
3901	\$11,750	3/4	\$5.5	2,145	Aug 2020	40
1006	\$6,000	2/2	\$4.1	1,452	Jul 2020	121
PH41...	\$7,900	2/2	\$5.1	1,536	Jul 2020	27
1604	\$4,950	2/3	\$3.2	1,536	Jul 2020	67
701	\$10,500	3/4	\$4.9	2,145	Jul 2020	62
1008	\$3,100	1/2	\$3.6	851	Jul 2020	38
1406	\$5,750	2/2	\$4.0	1,452	Jun 2020	97
2405	\$7,500	2/3	\$4.3	1,750	Jun 2020	109
2006	\$6,700	2/2	\$4.6	1,452	Feb 2020	102
1604	\$4,950	2/3	\$3.2	1,536	Jan 2020	29
2604	\$6,500	2/2	\$4.2	1,536	Jan 2020	8
1008	\$3,249	1/2	\$3.8	851	Dec 2019	112
1708	\$3,250	1/2	\$3.8	851	Dec 2019	64
2002	\$7,000	2/3	\$3.6	1,933	Dec 2019	14
2304	\$6,500	2/2	\$4.2	1,536	Dec 2019	21
801	\$10,900	3/4	\$5.1	2,145	Dec 2019	108
3208	\$3,200	1/2	\$3.8	851	Nov 2019	165
PH41...	\$8,750	2/2	\$5.7	1,536	Nov 2019	22
1705	\$7,250	2/3	\$4.1	1,750	Nov 2019	54

Currently Listed

ACTIVE LISTINGS 1/2

Unit	Price	Beds/Baths	\$/Sqft	Sqft	Listing Date	Owner
602	\$1,350,000	2/3	\$698.4	1933	Aug 2020	N/A
605	\$8,900/mth	2/3	\$5.1	1750	Aug 2020	SVETLANA TU...
706	\$6,000/mth	2/2	\$4.1	1452	Aug 2020	MIGUEL FERN...
706+...	\$1,950,000	3/3	\$846.7	2303	Aug 2020	MIGUEL FERN...
801	\$10,500/mth	3/4	\$4.9	2145	Aug 2020	SANDRA REN...
806	\$950,000	2/2	\$654.3	1452	Aug 2020	MICHAEL ROS...
808	\$570,000	1/2	\$669.8	851	Jul 2020	N/A
1004	\$6,500/mth	2/2	\$4.2	1536	Aug 2020	N/A
1004	\$1,070,000	2/2	\$696.6	1536	Aug 2020	N/A
1206	\$6,750/mth	2/2	\$4.6	1452	Aug 2020	N/A
1404	\$1,000,000	2/2	\$651.0	1536	Aug 2020	MANOOCH...
1405	\$7,250/mth	2/3	\$4.1	1751	Jul 2020	MICHAEL PAR...
1705	\$1,275,000	2/3	\$728.6	1750	Aug 2020	BRIAN S EHRL...
1804	\$1,050,000	2/2	\$683.6	1536	Jun 2020	N/A
1804	\$6,800/mth	2/2	\$4.4	1536	Aug 2020	SAHAR ROHO...
1906	\$6,500/mth	2/2	\$4.5	1452	Aug 2020	N/A
2002	\$2,150,000	2/3	\$1,112.3	1933	Jun 2020	N/A
2008	\$665,000	1/2	N/A	N/A	Jul 2020	N/A
2102	\$1,825,000	2/3	\$944.1	1933	Aug 2020	MARK KASIR...
2102	\$7,950/mth	2/3	\$4.1	1933	Aug 2020	MARK KASIR...

Currently Listed

ACTIVE LISTINGS 2/2

Unit	Price	Beds/Baths	\$/Sqft	Sqft	Listing Date	Owner
2203	\$2,550,000	3/3	\$1,181.6	2158	Aug 2020	JORGE E MAT...
2406	\$999,000	2/2	\$688.0	1452	Aug 2020	ROBERT K MA...
2407	\$2,390,000	2/3	\$1,316.8	1815	Aug 2020	MARC MARIN...
2702	\$9,200/mth	2/3	\$4.8	1933	Jul 2020	N/A
2805	\$8,850/mth	2/3	\$5.1	1750	Aug 2020	RAYMONDE...
2806	\$1,200,000	2/2	\$826.4	1452	Jul 2020	N/A
2901	\$13,500/mth	3/3	\$6.3	2145	Jul 2020	GIORGIO VEC...
2901	\$3,975,000	3/3	\$1,853.1	2145	Jul 2020	GIORGIO VEC...
3001	\$3,200,000	3/4	\$1,491.8	2145	Jul 2020	N/A
3202	\$2,575,000	2/3	\$1,332.1	1933	Jul 2020	JOHN REID JU...
3401	\$3,295,000	3/4	\$1,536.1	2145	Jul 2020	MARCO CAST...
3404	\$3,750,000	5/5	\$1,015.2	3694	Aug 2020	MORGAN OLS...
3702	\$8,900/mth	2/2	\$4.6	1933	Aug 2020	N/A